




Remote Learning Tasks Grade 1/2
Week 1, Term 4 – Monday 4th October – Friday 8th October 2021
Break: 11am-11:30am Conferencing (if online with your teacher): 11:30-12:30

	Reading 9am-9.30am *Don't forget you have access to Reading Eggs and Epic! Books *	Writing 9.30am-10am (Brain break: 10-10.15am)	Numeracy 10.15am-11am *Don't forget you have access to MathSeeds to use during this lesson*	Integrated 12:30pm-1:30pm
Mon 4/10	<p style="text-align: center;"><u>Books Books Books!</u></p> <p>Books are all around us and in our everyday lives.</p> <p>After doing 15 minutes of Read to Self (this can be reading a book of your choice, either from home or on Reading Eggs or Epic!)</p> <p>Answer the following questions.</p> <ul style="list-style-type: none"> - What books do you like to read? - Do they have anything in common? - Where are places you can get books? Make a list of all the places you can buy or borrow books. - What is your favourite book? Why is it your favourite? <p style="text-align: center;">*Don't forget you have access to Reading Eggs activities and Epic! Books to use during reading time*</p>	<p><u>Recount</u></p> <p>Write a recount of three things that you did on the holidays. Remember to help with writing your sentences you can draw a picture first. Add in lots of detail to your recounts.</p> <p>Think about answering the following questions:</p> <p>Who? (who were you with?) Where? (where did you go?) What? (what did you do there?) When? (when was it happening?)</p> <p>For example: On Monday I went to the park with my brother and sister. We played on the swings and slide. After that Dad drove us to McDonalds for lunch. I ate a Happy Meal. It was delicious! In the afternoon we walked around the big lake and looked for painted rocks. I found six rocks! My favourite rock was the ladybird. I had a fun day with my family!</p>	<p><u>Money</u></p> <p>Where do you use money? When do you use money? What is money for?</p> <p>Make a list of all the places you use money and the things you might buy.</p> <p>Estimate the cost of the following items, then place them in order from least expensive to most expensive. You could use a supermarket catalogue to complete this activity too!</p> <div style="text-align: center;">  <u>Car</u> </div> <div style="text-align: center;">  <u>Shoes</u> </div> <div style="text-align: center;">  <u>Fridge</u> </div>	<p style="text-align: center;">Integrated</p> <p>Draw and write about your top three favourite parts of Australia.</p> <p>Why did you choose these places? Why would you recommend them as a place to visit?</p>

Good Fit Book

Read to Self: 15 minutes- select a book of your choice

Task: Students to create a poster/ page in their book highlighting what a 'Good Fit book' is and how we select one. Remember to include an eye-catching heading and the definition of a Good Fit Book.



P Purpose: Why do I want to read?

i Interest: Does it interest me?

C Comprehend: Do I understand it?

K Know: Do I know most of the words?

Don't forget you have access to Reading Eggs activities and Epic! Books to use during reading time

Spelling: 'ap' words

Exploring rhyming words that end in 'ap'. List down as many words that you know that end in 'ap'.

To help watch this YouTube clip of 'ap' words and add these to your list.
<https://www.youtube.com/watch?v=w9FL2-cSRuE>

Choose five 'ap' words and write them in a sentence.

Money

Ordering coins



Draw the coins above and sort from smallest to largest in value. You will do this by drawing the table below:

smallest value			largest value		

Remember to add the value for each coin.

Ask the following questions:

- What colours can you see?
- What shapes can you see?

Australia Fact File

Draw a map of Australia. Make sure you label the names of the States and Territories.

Then name the capitals of each State and Territory.

After that, write one interesting fact about each State and Territory.

Draw a picture for each part of Australia.

For example:

Victoria

Capital city:

Melbourne

Interesting Fact:

Melbourne was the capital city of Australia for 26 years between 1901 and 1927 before the capital shifted to Canberra.

Read To Self

Read to Self: 15 minutes- select a book of your choice

Independent Task: Students to create a poster demonstrating what 'Read to Self' is and how we successfully complete Read to Self. Your poster should be colourful and engaging, think of the posters we have in the classroom, they're always aiming to gain your attention!



Don't forget you have access to Reading Eggs activities and Epic! Books to use during reading time

Narrative

A Narrative is a fictional story that has a beginning that introduces the characters and setting. A middle that includes the problem and an end where the problem is solved.

Read the Fairy Tale Story Rapunzel
<https://www.getepic.com/app/read/18624>

Break your book into 3 sections of:

- Beginning
- Middle
- End

In each section write a brief summary of what happened in the story.

Money**Value versus size**

Australian coins are different in size, but the bigger the coin doesn't mean it is worth more. Look at all the coins shown in the image below.



Draw a table with the labels below:

size	
value	

You will have to make a list:

- drawing the smallest to biggest with **size**
- drawing the smallest to biggest with **its value (20c, \$1, etc..)**

Are there any differences or similarities in our table? Explain your reasons.

Australia Quiz

Create your own 'All about Australia!' Quiz to test your family!

Come up with 8-10 questions all about Australia.

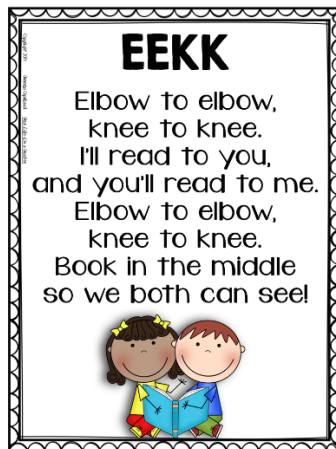
Try to include a question from each State and Territory.

You can choose to make your quiz multiple choice or short answer.

Read To Someone

Read to Self: 15 minutes- select a book of your choice

Task: Students are to create a poster outlining what Read to Someone looks like, how we hold a book, that we can take it in turns to read a paragraph or read a page each. Make sure your poster is colourful and nice to look at. People are more likely to look at posters with a large heading, neat writing and lots of colour.



4 Ways to Read With Someone

Check for Understanding One Book	One partner reads while the other checks for understanding, then they switch.	
I Read, You Read One Book	One partner reads; the other partner reads the <u>same part</u> of the story.	
Choral Read One Book	Partners read the <u>same part</u> of the book at the <u>same time</u> .	
Read two Different Books Two books	Partner read two different books and check for understanding.	

Narrative:

Narratives begin with introducing characters and the setting. Using the picture below you are going to be creating story about Giraffe who escapes the zoo. You are going to draw a picture of your Giraffe and yourself. You then need to write a sentence describing your Characters, make sure to use Adjectives.

You are then going to draw a picture of the setting where the story will take place. You then need to write a sentence describing the setting.



Money

Different values or amounts can be made using different coins. For example, \$3.50 can be made using three \$1 coins and one 50c coin.



Make the following amounts using coins only:

\$1.20

\$4.25

\$6.60

\$8.70

Are there any other ways to make the above amounts using a different combination of coins?

Seasons

How many seasons are there? What are some of the features of each season? What changes in the world around us as the seasons change? How does the weather change for each season? Write down everything you know about the seasons of the year. Then, draw a picture of each season and label it.

Reading Stamina Expectations

Read to Self: 15 minutes- select a Good Fit Book

Independent Task: Students are to make a poster about Reading Stamina.

- What it looks like
- What it sounds like
- What they should be doing.

Don't forget – your poster should be colourful and easy to read!

Reading Stamina

Reading for a long time without getting too tired or giving up

What it Looks Like:	It's Not:
<p>read quietly</p> <p>eyes on the book</p> <p>get started right away</p> <p>read the whole time</p> <p>stay in one spot</p>	<p>playing</p> <p>looking all around</p> <p>ripping books</p> <p>talking</p> <p>skipping or flipping pages</p>

Narrative:

Continuing writing a Narrative. Yesterday you introduced the characters/setting and today you are going to write the beginning of your story. To help with your writing draw a picture first.







Here is an example of how to begin your story:

'Jess was a kind girl, who loved to ride her bike. She was riding her bike when she saw a giant giraffe at the park. The giraffe had a long neck and long legs. He looked sad because he was lost'

Make sure to use the sentences you wrote yesterday to help describe the characters and setting in the story just like in the example provided.

Money

When we go shopping we need to use money to pay for the items we buy. Below is a list of grocery items from the supermarket. Can you show (draw) what coins you would need to purchase each item?

<p>Milk \$2.40</p> 	<p>Bread \$3.10</p> 	<p>Honey \$8.60</p> 
<p>Orange Juice \$5.30</p> 	<p>Apple 70c</p> 	<p>Banana 50c</p> 

Order the items from least expensive to most expensive.




Our sky

Think about the sky. What comes to mind first? Do you think about the sun, the stars or the moon?

Write down everything you know about observable changes in the sky and landscape. How does the sky change? How do those changes change the landscape around you? Draw two pictures showing how the sky has changed the landscape.

For example, have a look at the attached picture that shows a city landscape at different times of the day.







Okay	Strong	Superhero
 <p>I read some of the time, but I had a hard time focusing.</p>	 <p>I read most of the time and stayed in one spot.</p>	 <p>I read the whole time and I used my strategies.</p>



How was my stamina today?



4 Ways to Read With Someone

Check for Understanding One Book	One partner reads while the other checks for understanding, then they switch. 
I Read, You Read One Book	One partner reads; the other partner reads the <u>same part</u> of the story. 
Choral Read One Book	Partners read the <u>same part</u> of the book at the <u>same time</u> . 
Read two Different Books Two books	Partner read two different books and check for understanding. 



Australian Coins

