



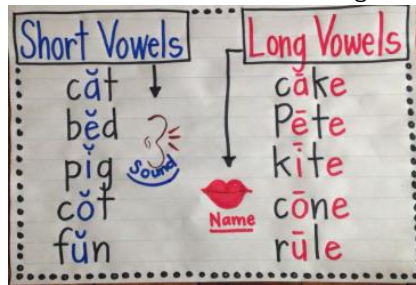












Prep Remote Learning Grid
Term 4, Week 1: Tuesday 5 October – Friday 8 October, 2021

	<div>Reading</div> <div>9:00 – 9:30</div>	<div>Writing</div> <div>9:30 – 10:00</div>	<div>Numeracy</div> <div>10:15 – 11:00</div>				
<div>Monday</div> <div>4</div> <div>October,</div> <div>2021</div>	<div>Reading – Initial Sounds</div> <div>When we don’t know how to read a word in a text, there are different strategies we can use to work out what the word might be.</div> <div>One strategy we have learnt is to look at the word and say the sound the first letter of that word makes - the initial sound.</div> <div>Look at the pictures and words below. The first letter and sound of each word is in red.</div> <div><div>bug</div><div>tap</div><div>hen</div></div> <div></div> <div></div> <div></div> <div><div>Task:</div><div>Find 10 different objects from around your home. Say the sound of the initial letter and then the name of the object. See the example below.</div></div> <div></div> <div>/v/ for vase.</div>	<div>Sound of the Week: Vowels</div> <div>These letters are called vowels: A E I O U</div> <div>Vowels can make a short or a long sound...</div> <div></div> <div>What do you notice about the end of all the long vowel words in the poster above?</div> <div>Add the vowels into these words here:</div> <div><div> c _ k _</div><div> h _ v _</div><div> n _ s _</div><div> c _ n _</div><div> t _ m _</div><div> w _ v _</div><div> k _ t _</div><div> b _ n _</div><div> v _ s _</div><div> r _ d _</div></div> <div>Challenge: use some of these words in a sentence and draw a picture to match.</div>	<div>Duration – Short time and long time</div> <div>Different activities can take different amounts of time. Activities that take a short amount of time happen quickly like brushing your teeth or eating an apple. Activities that take a long time won’t finish quickly and might feel like they go on forever. Some activities that take a long time include sleeping and spending a day at school.</div> <div>Task:</div> <div>Divide your page in half and write the heading short time on one side and long time on the other (see example below). Look at the following events and decide if they take a short time or a long time. If you think they take a short time, write it in the short time column. If you think they take a long time, write it in the long-time column. Repeat this until you have sorted all the activities. Draw a picture to match each activity when you are done.</div> <table><tr><th>Short time</th><th>Long time</th></tr><tr><td></td><td></td></tr></table> <div><div>1. Washing your face.</div><div>2. Going on a holiday.</div><div>3. Walking around the school 10 times.</div><div>4. Watching a YouTube video.</div><div>5. Eating a banana.</div><div>6. Growing a plant.</div></div>	Short time	Long time		
	Short time	Long time					

Reading 9:00 – 9:30

Reading – Initial Sounds

When we don't know how to read a word in a text, there are different strategies we can use to work out what the word might be.

One strategy we have learned is to look at the word and say the sound the first letter of that word makes - the initial sound.

Look at the pictures and words below. The first letter and sound of each word is in red.

red



fox



six



Task: Look at the pictures below. Say the initial sound and write the letter that makes that sound.



Writing 9:30 – 10:00

Narrative

We are looking at Narratives this week.

A narrative is a piece of writing which focuses on telling a story.

Narratives need to have the following:

Beginning Middle End

--	--	--

View **The Three Billy Goats Gruff**.

(Linked in your classroom)

<https://www.youtube.com/watch?v=aiy3a1v9Q2E>

YouTube: Billy Goat's Gruff

Make yourself a set of Billy Goat Gruff Puppets, a bridge and the river (like those pictured below).

You can either draw the Billy Goats yourself **or** print out a copy of the attached Billy Goats.

Use your Billy Goats to tell yourself the narrative of

The Three Billy Goats Gruff. (This is your rehearsing of writing for later in the week).

If you like, you can draw a picture of your favourite moment of the narrative and **write** some sentences about it.



Numeracy 10:15 – 11:00

Duration – Short time and long time

Different activities can take different amounts of time. Activities that take a short amount of time happen quickly like brushing your teeth or eating an apple. Activities that take a long time won't finish quickly and might feel like they go on forever. Some activities that take a long time include sleeping and spending a day at school.

Task:

Divide your page in half and write the heading short time on one side and long time on the other (see example below). Look at the following events and decide if they take a short time or a long time. If you think they take a short time, write it in the short time column. If you think they take a long time, write it in the long-time column. Repeat this until you have sorted all the activities. Draw a picture to match each activity when you are done.

Short time	Long time

1. Eating an apple.
2. Watching a movie.
3. Brushing your teeth.
4. Going to school.
5. Sleeping.
6. Getting dressed.

Reading
9:00 – 9:30

Reading – Sounding Out Words

Another strategy we can use when we are trying to work out an unknown word is to sound it out.

When we sound out a word, we say **ALL** the sounds that are in it. You can't sound out every word in a book, but there are lots of words you may not know that you can sound out.

Look at the picture of the map below. We can say all the sounds that are in the word 'map' (m-a-p).



Task: Look at the pictures below. Sound out each word and write it in your workbook or on a piece of paper.



Writing
9:30 – 10:00

Narrative

A narrative is a piece of writing which focuses on telling a story. Today we are focusing on **the beginning** of the story of 'The Three Billy Goats Gruff'.

Beginning Middle End



The Beginning of a story tells us lots of information. This includes:

- Who is in the story?
- Where are they?

Rewatch **The Three Billy Goats Gruff**.

<https://www.youtube.com/watch?v=aiy3a1v9Q2E> YouTube:

Billy Goat's Gruff

Using your Billy Goat Gruff Puppets, act out the **BEGINNING** of the story of The Three Billy Goats Gruff.

Draw a picture of the **BEGINNING** of the story and **write** some sentences about it.



Characters (Who is in the story?):

- The First Billy Goat Gruff
- The Second Billy Goat Gruff
- The Third Billy Goat Gruff
- The Troll

Setting (Where is the story happening?):

- the river
- the bridge.

Numeracy
10:15 – 11:00

Duration – Short time and long time









Different activities can take different amounts of time. Activities that take a short amount of time happen quickly like brushing your teeth or eating an apple. Activities that take a long time won't finish quickly and might feel like they go on forever. Some activities that take a long time include sleeping and spending a day at school.

Task:

Divide your page in half and write the heading short time on one side and long time on the other (see example below). Look at the following events and decide if they take a short time or a long time. If you think they take a short time, write it in the short time column. If you think they take a long time, write it in the long-time column. Repeat this until you have sorted all the activities. Draw a picture to match each activity when you are done.

Short time	Long time

1. Brushing your hair.
2. Making a sandwich.
3. Taking a bath.
4. Writing your name.
5. Taking a nap.
6. Reading a story.

Reading 9:00 – 9:30	Writing 9:30 – 10:00	Numeracy 10:15 – 11:00
<p>Reading – Sounding Out Words</p> <p>When we sound out a word, we say ALL the sounds that are in it. It is not possible to sound out every word in a book, but there are lots of words you may not know that you can sound out.</p> <p>Look at the picture of the fan below. We can say all the sounds that are in the word 'fan' (f-a-n).</p>  <p>Task: Look at the pictures below. Sound out each word and write it in your workbook or on a piece of paper.</p> <div data-bbox="210 957 797 1289">       </div>	<p>Narrative</p> <p>Re-watch 'The Three Billy Goats Gruff'. (As above, linked in classroom).</p> <p>Today we are looking at the middle part of the story.</p> <p>Beginning Middle End</p> <div data-bbox="857 507 1292 636">  </div> <p>The middle of a story includes a problem which needs to be solved.</p> <p><i>The problem in this story is how are the billy goats going to cross the river?</i></p> <p>As you watch the narrative, think about what happens in the middle of the story.</p> <p>Then talk with your friends and teacher or family (if you are working offline) about what happens in the middle of the story.</p> <p>Now use your puppets to act out the beginning and the middle of the story.</p> <p>Draw a picture and write the middle part of the story of The Billy Goats Gruff.</p>	<p>Sequencing Events</p> <p>During a school day, we follow a timetable. In all the Prep classrooms, this is displayed on the whiteboard. We have a timetable so that we can stay on track during the school day, have enough time to complete everything and not miss any activities.</p> <p>Task: Put the following events from your remote learning day in the correct order and draw a picture to match each event.</p> <ol style="list-style-type: none"> 1. Numeracy 2. Brain Break 3. Music 4. Reading 5. Break 6. Writing

Reading 9:00 – 9:30

Reading – Long and Short Vowel Sounds

In total, there are 26 letters in the English Alphabet. Twenty-one letters are called **consonants**. Five letters are **vowels**. The 5 vowels in the alphabet are:



Each vowel has 2 sounds. One sound is short and the other sound is long. The long sound sounds exactly as its name sounds.

Watch the following clip for a better understanding of the different vowel sounds, both long and short.
<https://www.youtube.com/watch?v=4TjcT7Gto3U>

What are some words that have a short vowel sound? What are some words that have a long vowel sound? Let your teacher know and she will create an anchor chart.

Task: Long and Short Vowel Sounds

Rule up your page so it has 2 columns. Name the first column 'Short Vowels' and the second 'Long Vowels'.

For students NOT online with their teacher.

Say the words below, listening for the short or long vowel sound. Write/draw the word in the appropriate column.

Words: cake, snack, egg, emu, igloo, knife, orange, rope, sun, uniform.

For students ONLINE with their teacher.

Your teacher will call out a list of words that have either a long or short vowel sound in it. Listen for the short or the long vowel sound and write/draw it in the appropriate column.

Writing 9:30 – 10:00

Narrative

Beginning Middle End



Today we are focusing on the end of the story of **The Three Billy Goats Gruff**.

The **end** is where the problem is solved!

- How do our heroes get themselves over the bridge?
- Are they changed at the end?

Re-watch The Three Billy Goats Gruff. (As above, linked in classroom).

Use your puppets to act out the **end** of the narrative

Draw a picture to show what happened in the end of 'The Billy Goats Gruff'. Write the end of the story.

Challenge: You can make front cover for your own version of 'The Three Billy Goats Gruff'.

Read your story to someone in your family and/or give them a puppet show about the Billy Goats.



Numeracy 10:15 – 11:00

Sequencing Events

When we think of a normal day, we can divide our day up into parts.

The first part of our day is the morning. This is when we wake up, eat breakfast, get ready and start our day.

The next part of our day is the afternoon. This is when we eat lunch, finish our school day, go home and complete activities like swimming lessons.

Then, we have night. Night-time is when we eat dinner, relax, get ready for bed and go to sleep.

Task:

Put the following events in the order they would happen throughout the day and draw a picture to match each event.

1. Get dressed.
2. Go to sleep.
3. Eat dinner.
4. Go to school.
5. Brush my teeth.
6. Eat lunch.
7. Go home.
8. Eat breakfast.

Integrated Studies

Session 1

Weather

This term we are going to be learning about weather. Before we start learning, we would like to see what you already know about weather. On a clean page in your workbook or on a piece of paper, write or draw everything you know about weather.

Session 2

Weather Symbols

When we talk about weather, we can describe lots of different changes that occur to the sky and temperature.

We can describe the weather in many ways, but the ones we will focus on are sunny, cloudy, rainy, snowy, stormy and windy. Watch the following YouTube video, which talks about the weather <https://www.youtube.com/watch?v=sn6GLgaTY0M> (The weather for kids | Learn vocabulary in English | New vocabulary for kids)

In your workbook or on a piece of paper, draw a picture to represent the following weather conditions:

- Sunny
- Cloudy
- Rainy
- Snowy
- Stormy
- Windy


Make sure you write the weather word under each picture.



Little
Billy Goat
Gruff



Medium Billy
Goat Gruff



Great Big Billy
Goat Gruff



Troll