



**Remote Learning Tasks Grade 1/2**  
**Week 2, Term 4 – Monday 11<sup>th</sup> October – Friday 15<sup>th</sup> October 2021**  
**Break: 11am-11:30am Conferencing (if online with your teacher): 11:30-12:30**


	<p>Reading 9am-9.30am</p> <p><b>*Don't forget you have access to ReadingEggs and Epic! Books *</b></p>	<p>Writing 9.30am-10am (Brain break: 10-10.15am)</p>	<p>Numeracy 10.15am-11am</p> <p><b>*Don't forget you have access to MathSeeds to use during this lesson*</b></p>	<p>Integrated 12:30pm-1:30pm</p>																																												
Mon 11/10	<p><b><u>Reading (Author's Craft)</u></b></p> <p><u>Read to Self: 15 minutes</u> - select a Good Fit Book or use Reading Eggs.</p> <p>Read 'Alexander Who Used to be Rich Last Sunday':</p> <p><a href="https://www.youtube.com/watch?v=7Gpzdbf4gxY">https://www.youtube.com/watch?v=7Gpzdbf4gxY</a></p>  <p>Who is the author? What is the author's craft? Is it to persuade, inform or entertain? Why? Use the table below to list your evidence.</p> <table border="1"><thead><tr><th>To Persuade</th><th>To Inform</th><th>To Entertain</th></tr></thead><tbody><tr><td></td><td></td><td></td></tr><tr><td></td><td></td><td></td></tr><tr><td></td><td></td><td></td></tr></tbody></table>	To Persuade	To Inform	To Entertain										<p><b><u>Adjectives</u></b></p> <p>Adjectives are words used to describe a noun (person, place or thing).</p> <p>Choose one of the following nouns:</p> <ul style="list-style-type: none"><li>- The man</li><li>- The factory</li><li>- The tiger</li><li>- The refrigerator</li></ul> <p>Draw this table in your book and list as many adjectives as you can to describe the noun selected:</p> <p><b><u>For Example:</u></b></p> <p>The dog</p> <table border="1"><thead><tr><th>The Look</th><th>The Size</th><th>The Colour</th><th>The Feeling</th></tr></thead><tbody><tr><td>Shaggy</td><td>Large</td><td>Black</td><td>Happy</td></tr><tr><td>Fluffy</td><td>Towering</td><td>White</td><td>Excited</td></tr><tr><td>Smooth</td><td>Small</td><td>Brown</td><td>Lonely</td></tr><tr><td>Bald</td><td>Short</td><td></td><td>Tired</td></tr><tr><td></td><td>Long</td><td></td><td>Friendly</td></tr><tr><td></td><td>Thin</td><td></td><td></td></tr><tr><td></td><td>Small</td><td></td><td></td></tr></tbody></table> <p>Write one or two sentences about your chosen noun using the adjectives from your list. The <i>towering, black, shaggy</i> dog was <i>excited</i> to go for a walk.</p>	The Look	The Size	The Colour	The Feeling	Shaggy	Large	Black	Happy	Fluffy	Towering	White	Excited	Smooth	Small	Brown	Lonely	Bald	Short		Tired		Long		Friendly		Thin				Small			<p><b><u>Money</u></b></p> <p>Last week we looked the different coins and their values. Today we are going to look at notes.</p> <p>Watch the video below on Youtube and discuss the following questions with your family.</p> <p><b><u>Australian Notes:</u></b></p> <p><a href="https://www.youtube.com/watch?v=nG_KYVXU8n0">https://www.youtube.com/watch?v=nG_KYVXU8n0</a></p> <ul style="list-style-type: none"><li>- How are the notes different to coins?</li><li>- What value notes do we have?</li><li>- What colours are our notes?</li><li>- Can we add some coins together to get the same value as a note?</li></ul> <p>In your book – draw the notes in order from smallest value to largest value.</p>	<p><b><u>Science Journal</u></b></p> <p>You will be creating a front cover for your science journal. Be creative and add lots of colour. Here is an example to help you.</p>  <p>_____</p> <p>Name</p>
	To Persuade	To Inform	To Entertain																																													
The Look	The Size	The Colour	The Feeling																																													
Shaggy	Large	Black	Happy																																													
Fluffy	Towering	White	Excited																																													
Smooth	Small	Brown	Lonely																																													
Bald	Short		Tired																																													
	Long		Friendly																																													
	Thin																																															
	Small																																															

**Reading (Author's Craft)**

Read to Self: 15 minutes - select a Good Fit Book or use Reading Eggs.




Read 'Alexander and the Terrible, Horrible, No Good, Very Bad Day' by Judith Viorst:

<https://www.youtube.com/watch?v=w6HhKlpp7ok>



Who is the author?

What is the author's craft? Is it to persuade, inform or entertain? Why? Use the table below to list your evidence.

 To Persuade	 To Inform	 To Entertain

**Sizzling Starts**

Read the book 'Alexander and the Terrible, Horrible, No Good, Very Bad Day':

<https://www.youtube.com/watch?v=h6rp0SZX7lg>

A Sizzling Start is a start that captures a reader's or viewer's attention immediately. How did this story begin with a Sizzling Start? Refer to the poster attached to see what a Sizzling Start is.

**Task:**

Have a think about a time that you had a terrible, horrible, no good, very bad day and write a Sizzling Start. If you can't think of a time where you had a bad day, you can be creative and make something up. Maybe you lost something special to you, or you had a fight with someone you love. Make sure you use adjectives to make your writing more interesting.

**Money**

Thinking about the notes we looked at yesterday, answer the following questions in your book.

- 1) If I had two \$10 notes, how much money would I have?
- 2) If I had a \$20, \$10 and two \$5 notes, how much money would I have?
- 3) If my Grandma gave me a \$50 note and three \$10 notes, how much money did she give me?
- 4) How many ways can you make \$50 using different notes?
- 5) How many ways can you make \$75 using a range of notes?

**Science Journal**

Natural changes happen in our environment and this week you are going to record these changes in the science journal you created yesterday. Play the game I Spy with a family member outside for 15 minutes. After playing, draw a picture or take a photo of what you saw. Write a brief description to match your pictures.




We are continuing to look at the natural changes in our environment. Look back your photo/drawing/writing from yesterday. Is the outside area you saw yesterday the same today? Is there anything different? Is the sky lighter or darker? Is the ground wet or dry? Is it windier? Write/draw what you see today.

**Reading (Author's Craft)**

Read to Self: 15 minutes - select a Good Fit Book or use Reading Eggs.

Read 'Eat Your Peas' by Kes Gray:

<https://www.youtube.com/watch?v=Rab3lw0qT1U>

**Author Craft Checklist**

Does the author use:

- ☐ Sizzling Start
- ☐ Characters
- ☐ Dialogue
- ☐ Made up words (coined)
- ☐ Rhymes
- ☐ Onomatopoeia
- ☐ Characters, Setting Problem and Solution
- ☐ Persuade ☐ Inform ☐ Entertain

**Sizzling Starts**

Imagine that there was a time when you were at school and opened your lunch box to discover that your mum had forgotten to pack your food!

Today you are going to write the beginning of a story about discovering that your mum has forgotten to pack your lunch. You are the character in the story and you are writing as if it happened to you, even if it has never happened to you.

**Task:**

Write a Sizzling Start for a narrative about discovering that your mum forgot to pack your lunch. Make it appealing to the reader so that you can hook them in and make them want to keep reading. Using adjectives will help to make your writing more interesting.

Refer to the poster from Tuesday to remind yourself how to write a Sizzling Start.

**Money**

It's time to go shopping! Using the catalogue page you created in your book yesterday, pick 5 items and show how you could make the values using a range of notes and coins.



For example – in the Coles catalogue above, the pizza pockets cost **\$5.50**. I need to think of as many ways I can make up **\$5.50** using notes and coins, or just coins. See below for my answers:

**Science Journal**

We are continuing to look at the natural changes in our environment. Today after you finish remote learning, go outside and take a photo/draw a picture of what the sky looks like in your backyard. Are there clouds? Is it dark? Or light? Is the sun shining? Then go back outside later that afternoon – 6:00pm, for example. What does the sky look like now? Draw a picture/take a photo of what you see.





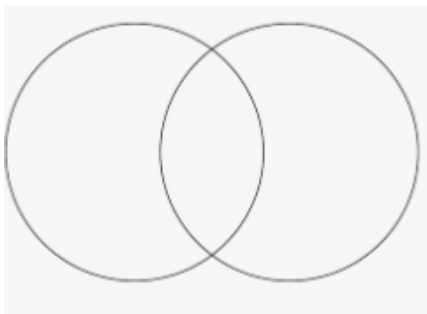
**Reading (Author's Craft)**

Read to Self: 15 minutes - select a Good Fit Book or use Reading Eggs.

Draw a Venn Diagram (see below).

Select two of the books that have been read this week.

Compare and contrast (what is the same and what is different) the two author's writing styles.

**Sizzling Starts**

In the story 'Alexander and the Terrible, Horrible, No Good, Very Bad Day', Alexander falls in a muddy puddle. Think of a time when you have fallen over or hurt yourself. If you can't think of a time then you can just pretend that you have fallen in a muddy puddle like Alexander. You are the character in the story and you are writing as if it happened to you, even if it has never happened to you.

**Task**

Write a Sizzling Start for a narrative about a time you hurt yourself or fell in a muddy puddle. Make it appealing to the reader so that you can hook them in and make them want to keep reading. Using adjectives will help to make your writing more interesting.

Refer to the poster from Tuesday to remind yourself how to write a Sizzling Start.

**Money**

Today we will again be using the shopping catalogue you created earlier this week. Pick two of your favourite items from the catalogue. Make an estimate (a guess) of how much it would cost to buy both items together. Write this down in your workbook.



For example - If I chose the icy-poles from the Coles catalogue above which cost \$4.95 and the muesli bars for \$7.00, I would estimate that I would need \$12.00.

Now if you can, add the two amounts together. You might like to use a calculator, coins from home, or the cut outs from the end of this grid to help you. Write your answer in your workbook. Was your estimate close?

If you had \$10, what items could you buy from your catalogue? Could you buy two things? Could you buy three things? Make a list of these items showing their cost.

**Science Journal**

We are continuing to look at the natural changes in our environment. Today you are going to compare the two images/pictures you drew yesterday. Write what was different. How did the sky look in the evening compared to lunch time? What colour was it? What did the temperature feel like?



